

## Schöne Bescherung

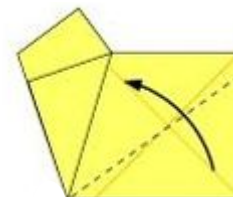
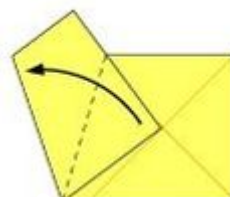
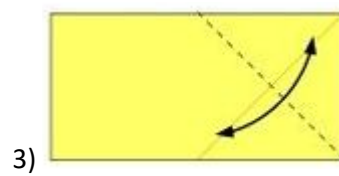
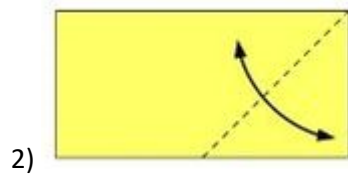
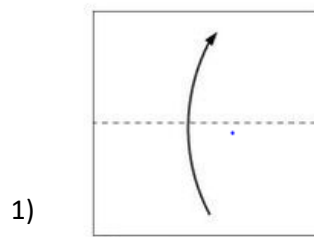
### Anleitung 3-D-Stern

Das brauchen Sie:

Einen großen Packpapierbogen, Schere

So geht's:

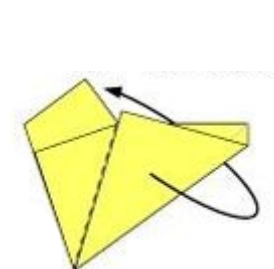
Jeweils entlang der gestrichelten Linie falten...



4)

5)

6)



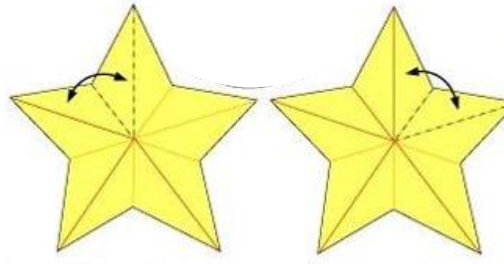
7)

8) mit der Schere an der Linie entlangschneiden

aus LandIDEE Weihnachten Kompakt 1-2025



9) öffnen



10) zusammen- und wieder auseinanderfalten, um den 3-D-Effekt zu erhalten, fertig!